

# 2022-23 Budget

Board Deliberation: Monday,  
October 10, 2022 @ 4:00 p.m.

Public Hearing: Monday,  
October 24, 2022 @ 5:30 p.m.

Budget Adoption: Monday,  
October 24, 2022  
following the Public Hearing



**Green Bay Area  
Public School District**

*Engagement. Equity. Excellence.*

# Mission Statement:

**Mission: We educate all students to be college, career and community ready, inspired to succeed in our diverse world.**



# Purpose of the Meeting

Per Wisconsin Statute 65.90, staff and board shall formulate a proposed budget, hold a public hearing and adopt a budget identifying expected revenues, expenditures and fund balances.

# Agenda

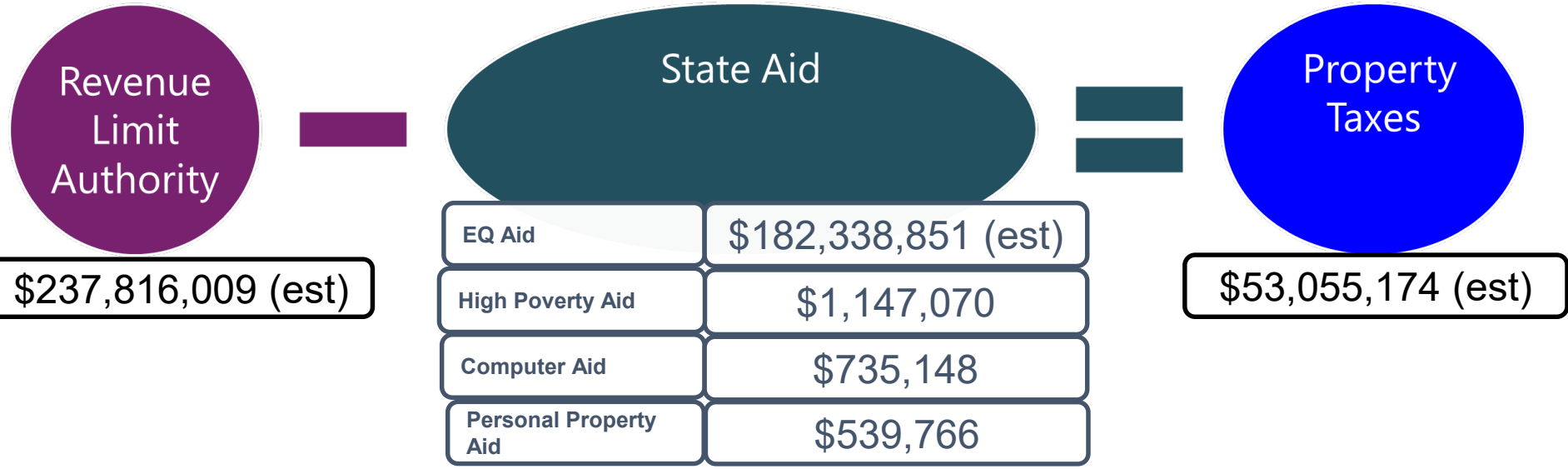
- Important Factors in the Budget Process
  - Overview of the Revenue Limit Formula
  - Student Membership (Full-time Equivalent)
- Mill Rate Proposal
  - Property Valuation
- Budget Summary
  - General Fund
  - Special Education Fund
  - All Other Funds

# Important Factors in the Budget Process

## State Biennium Budget (second year) Impact

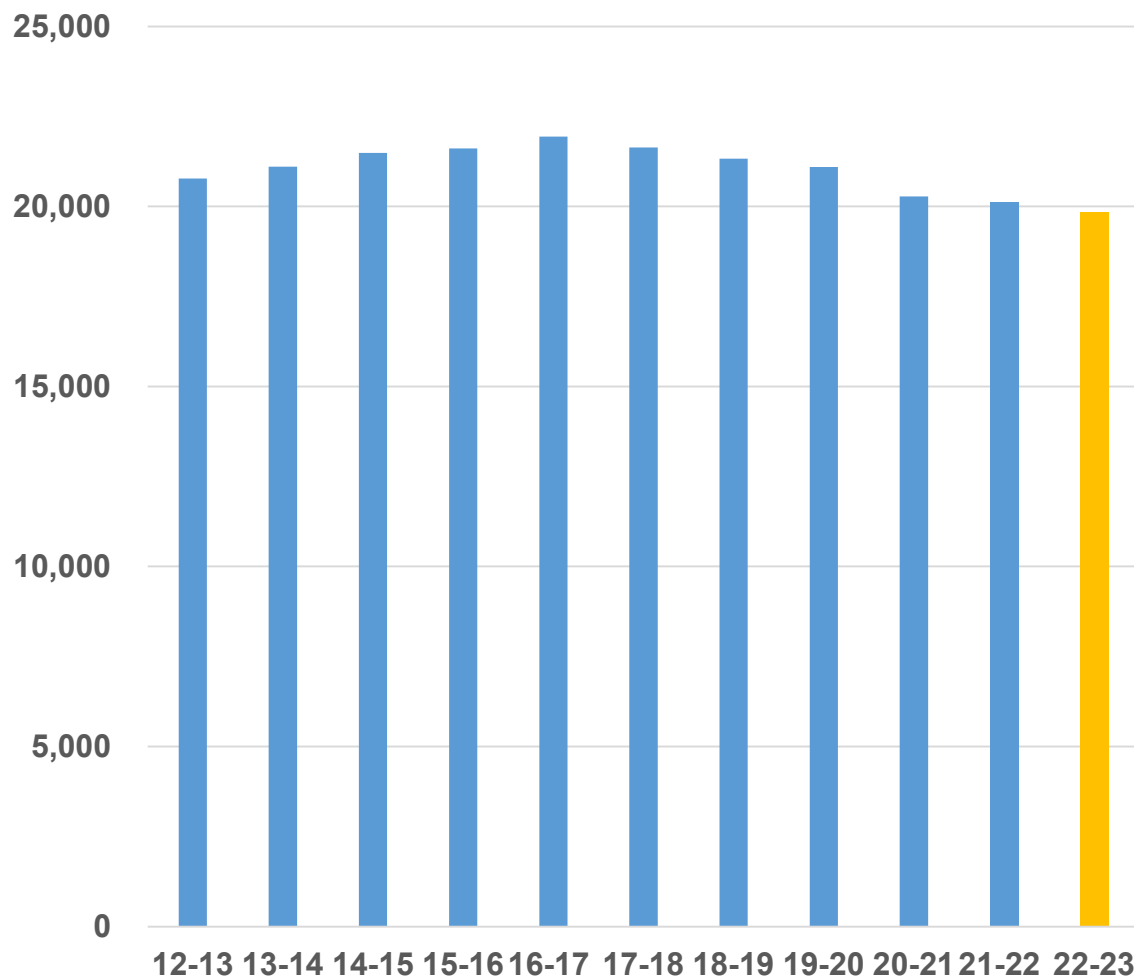
- Categorical Aid amount has remained flat at \$742 per student
- \$0 increase in the per pupil amount
- ESSER Funds

# Revenue Limit Formula



# Important Factors in the Budget Process

September Membership (FTE)



School Year	Sept. Membership (FTE)	Change
12-13	20,778	
13-14	21,101	1.55%
14-15	21,487	1.83%
15-16	21,608	0.56%
16-17	21,937	1.52%
17-18	21,636	(-1.37%)
18-19	21,321	(-1.46%)
19-20	21,094	(-1.06%)
20-21	20,278	(-3.87%)
21-22	20,113	(-0.81%)
22-23	19,828	(-1.42%)

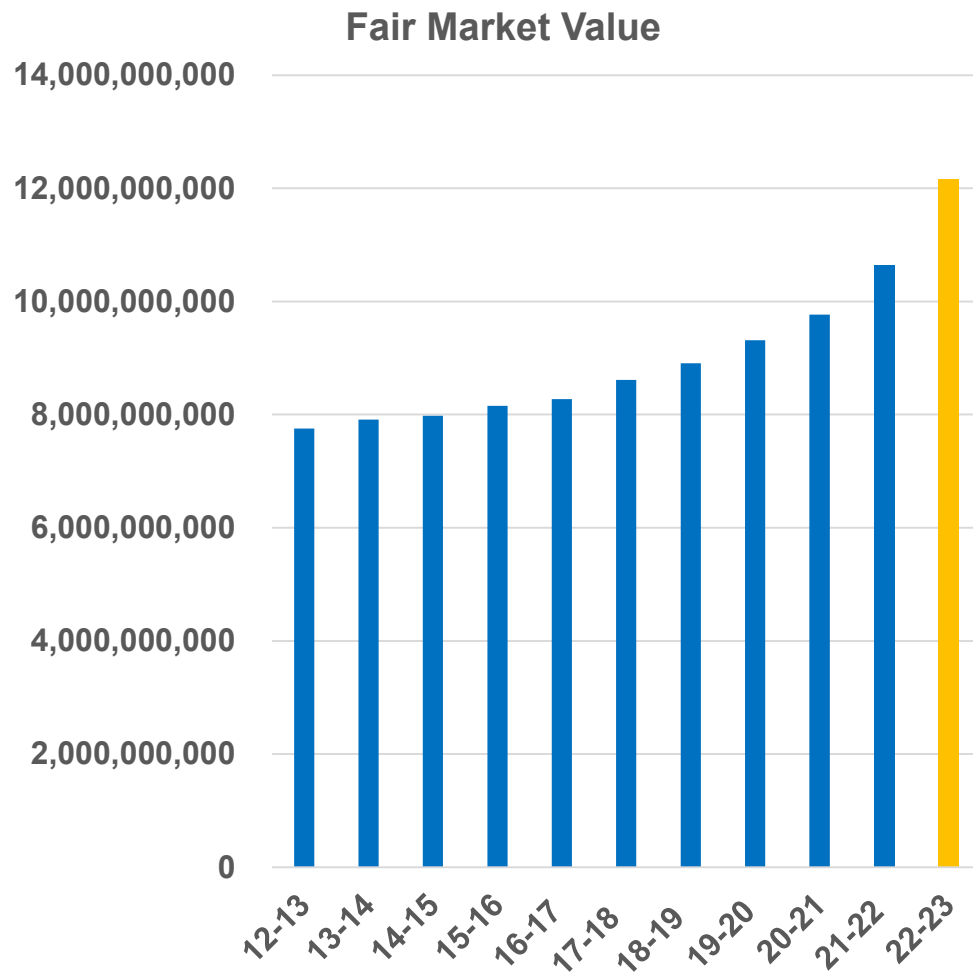
# Fair Market Value vs Assessed Value

Fair Market Value – this value is determined annually by the State of Wisconsin for each property located in the District. This value is used by the District to calculate its mill rate.

Assessed Value – this value is determined by each municipality when a revaluation of any/all properties is completed. This value is used by the municipalities to calculate their mill rate annually.

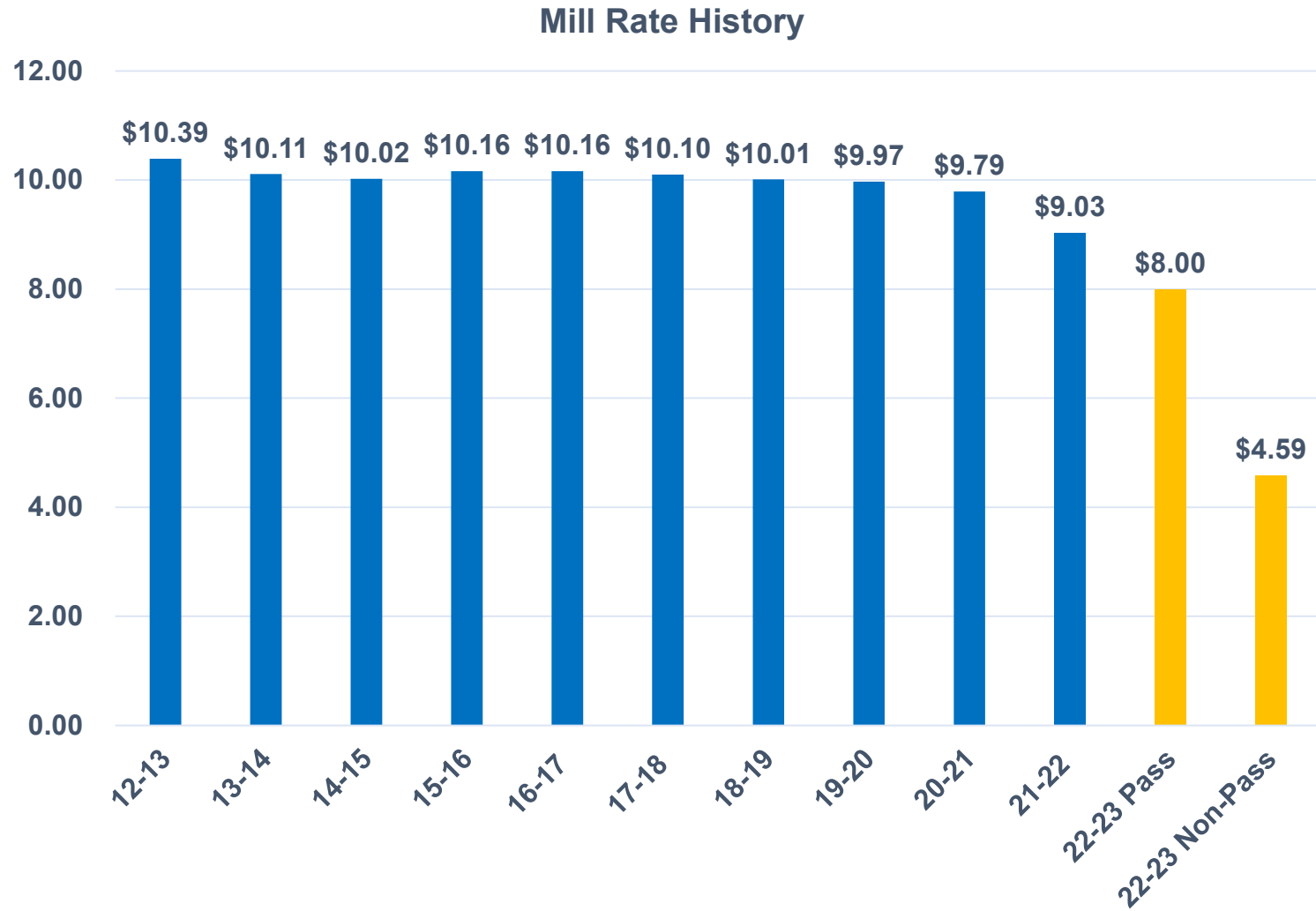


# Important Factors in the Budget Process



School Year	Fair Market Value	Change
12-13	7,753,109,665	
13-14	7,908,840,307	2.01%
14-15	7,980,375,110	0.90%
15-16	8,155,078,816	2.19%
16-17	8,272,887,760	1.44%
17-18	8,611,359,305	4.09%
18-19	8,906,285,059	3.42%
19-20	9,311,617,960	4.55%
20-21	9,767,224,745	4.89%
21-22	10,636,612,713	8.90%
22-23	12,164,105,183	14.36%

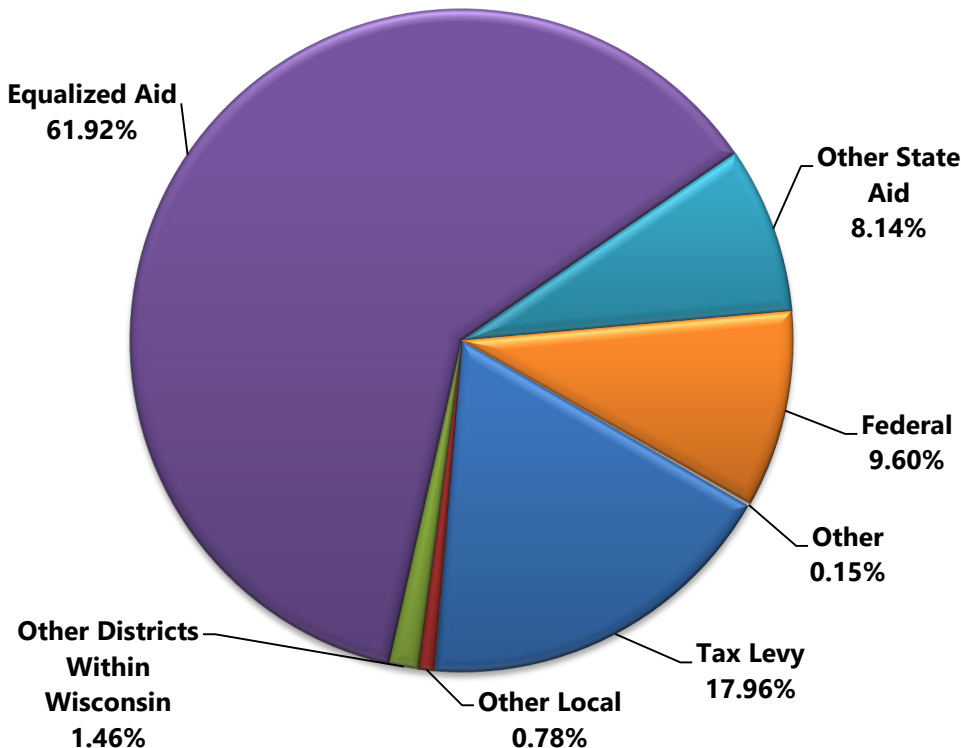
# Mill Rate Proposal



# Budget Summary

## General Fund Revenues: (pg 11)

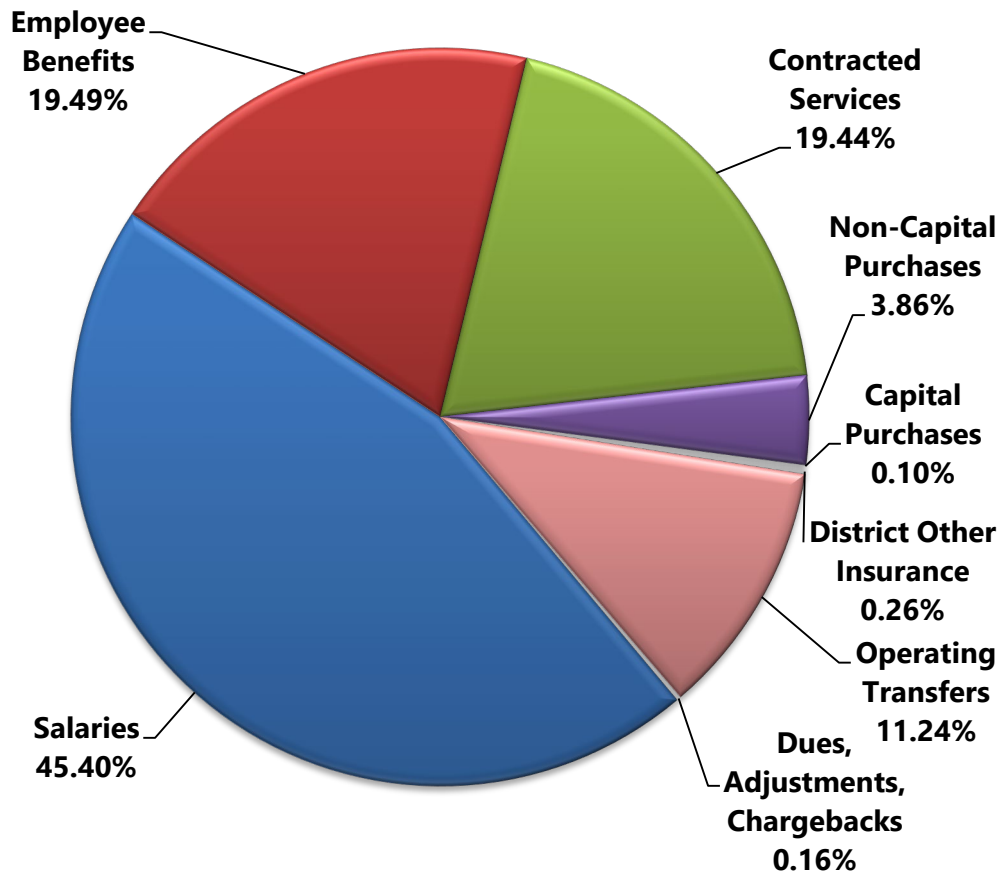
The General Fund (Fund 10) shows a **balanced budget** with revenues of approximately \$296.3M.



- ESSER Funds– \$12.5M
- State Equalization Aid - \$183.5M
- Governor One-Time Relief Funds - \$1.9M
- 80% of total revenues are derived from the revenue limit formula

# Budget Summary

## General Fund Expenditures: (pg 15)



The General Fund shows budgeted expenditures for 2022-23 of \$296.3M

- Salary and benefits amounts reflect a reduction of 105 FTE for a decrease of \$4.0M
- Staffing levels are being reduced to align with enrollment
- \$33.3M transfer to Fund 27
- Contracted Services include open enrollment (\$18.6M), private school vouchers (\$9.3M), and transportation costs (\$7.2M)

# Budget Summary

## **Special Education Fund Revenues (pg 20):**

Total anticipated revenues for Fund 27 are \$54.4M.

The revenues in this fund come from three sources

- Local 61% - \$33.3M mandated transfer from Fund 10
- State 26% - most through reimbursement of categorical aid from prior year's expenditures
  - 2022 aid amount was 29.5%
  - 2023 estimated aid amount is 29.9%
- Federal 13% - grants and Medicaid

# Budget Summary

## **All Other Funds:**

Special Revenue Fund 21

Indian Education Fund 22

Head Start Fund 29

Debt Service Fund 30

Capital Projects Fund 46

Food Service Fund 50

Trust Fund 73

Community Service Fund 80

**TOTAL EXPENDITURES ALL FUNDS : \$373,705,546**

Questions?

[www.gbaps.org](http://www.gbaps.org)



**Green Bay Area  
Public School District**

*Engagement. Equity. Excellence.*